



# LEAN INTELLIGENT AUTOMATION SOLUTIONS PROVIDER

精益智能自动化整厂解决方案供应商

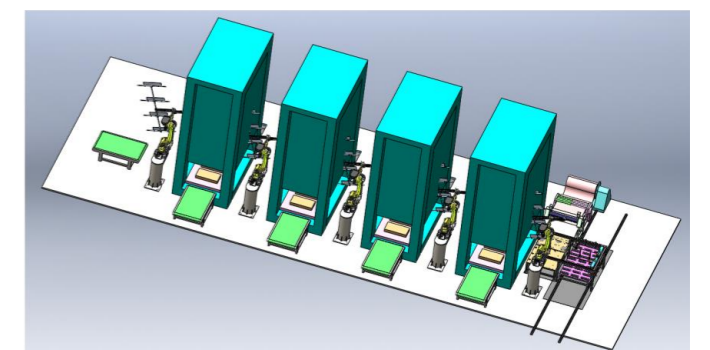


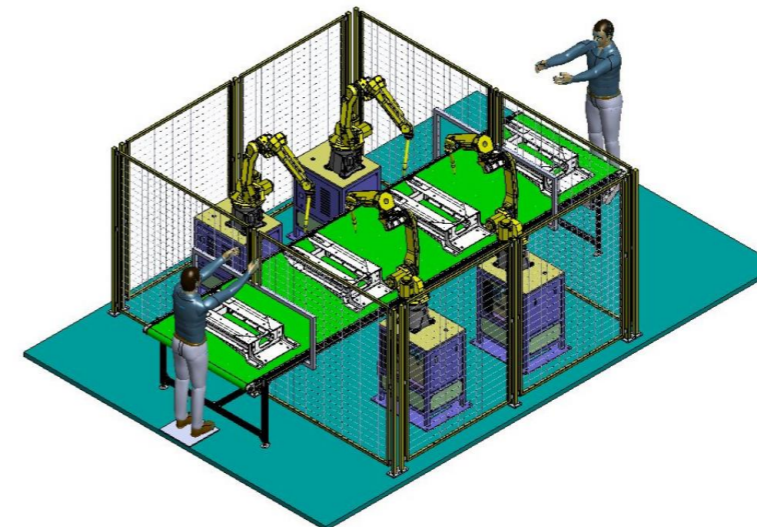
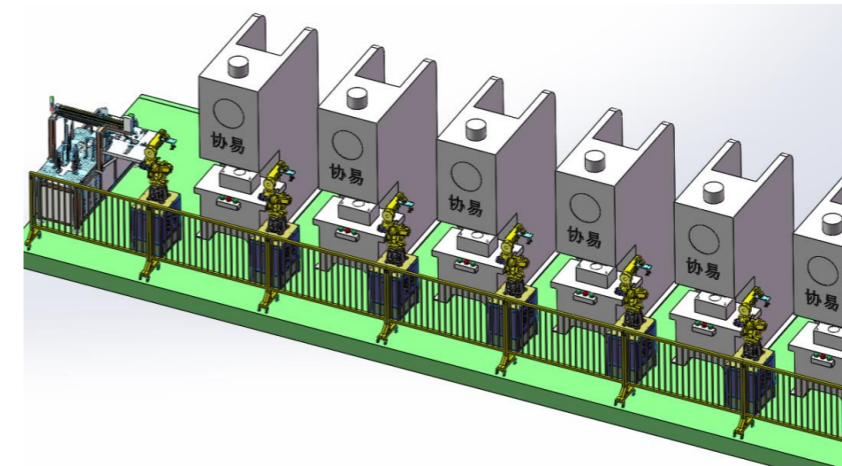

东莞市信腾机器人科技有限公司  
DONG GUAN SHINTOU ROBOT TECHNOLOGY CO.,LTD.





信腾机器人  
SHINTOU ROBOT

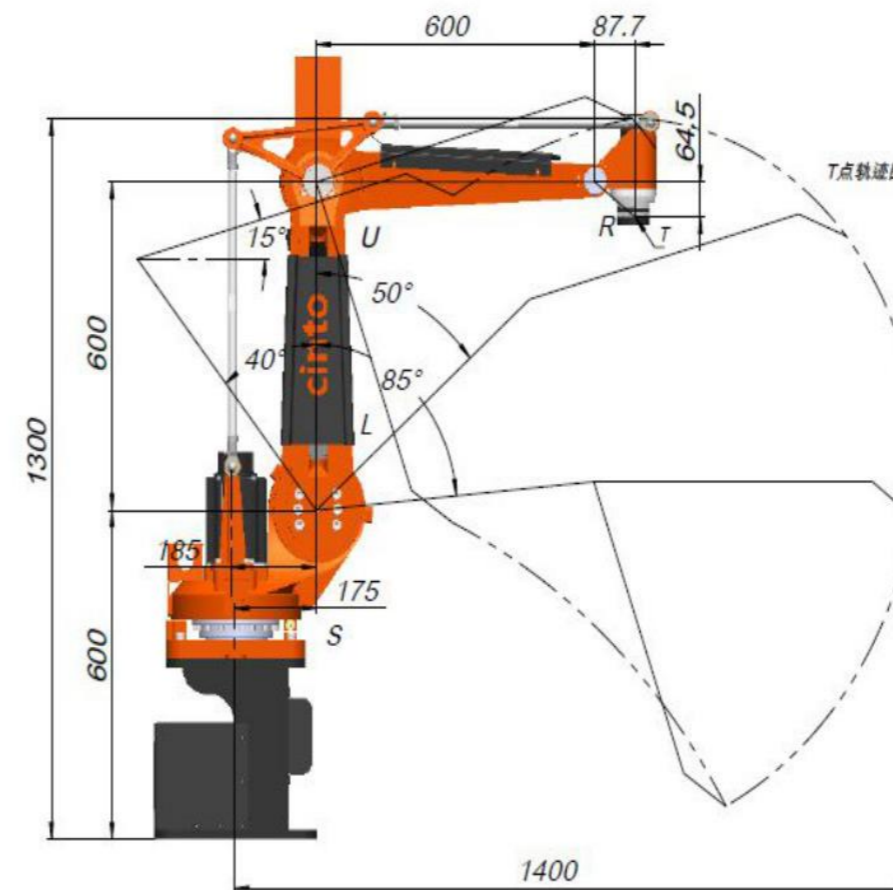
CASE FIELD  
案例现场



# THREE / FOUR / FIVE AXIS STAMPING MANIPULATOR 三/四/五轴冲压机械手




水平关节机械手



# THREE / FOUR / FIVE AXIS STAMPING MANIPULATOR

## 三/四/五轴冲压机械手



水平关节机械手

### TECHNICAL PARAMETER

MODEL		3-AXIS ROBOT	4-AXIS ROBOT	5-AXIS ROBOT	LS3-400	
MAX. PAYLOAD		5 kg.	5 kg.	5 kg.	INSTALLATION	
RADIUS		1200 mm.	1200 mm.	1200 mm.	ARM LENGTH	TABLE-MOUNTED
ACCURACY		±0.1 mm	±0.1 mm	±0.1 mm	1st to 2nd AXIS	400 mm.
INSTALLATION		FLOOR TYPE	FLOOR TYPE	FLOOR TYPE	MAX	1st to 2nd AXIS
MOTION RANGE	J1-AXIS(UP-DOWN)	400 mm.	400 mm.	400 mm.	3rd AXIS	600mm / sec
	J2-AXIS(SWING)	270°	270°	270°	4th Axis	400 mm /sec
	J3-AXIS(FORWARD-BACK)	500 mm	500 mm	500 mm	MAX	250° / sec
	J4-AXIS(SWING)		220°	220°	1st AXIS	± 136°
	J5-AXIS(SWING)			270°	2nd AXIS	± 154°
MOTION SPEED	J1-AXIS(UP-DOWN)	1.6 M/sec	1.6 M/sec	1.6 M/sec	3rd AXIS	150 mm.
	J2-AXIS(SWING)	225° / sec	225° / sec	225° / sec	4th Axis	± 360°
	J3-AXIS(FORWARD-BACK)	2.0 m/sec	2.0 m/sec	2.0 m/sec	REPEAT ACCURACY	1st to 2nd AXIS
	J4-AXIS(SWING)		360° /sec	360° /sec	3rd AXIS	±0.02 mm
	J5-AXIS(SWING)			360° /sec	4th Axis	±0.01 mm
ROBOT WEIGHT					MOTOR CAPACITY	1st AXIS
OPERATING TEMP					2nd AXIS	400 w
HUMIDITY					3rd AXIS	200 w
PAINT COLOR					4th Axis	100 w
					LOAD	RATED
					MAX	1 kg
					R-AXIS INERTIA	RATED
					MAX	0.005
					3RD AXIS PRE-LOAD	MAX
						0.05
						100N



控制器 Controller



Technical Parameter:

MODEL	IRB1410	IRB2600-12/1.65 20/1.65	IRB4600-40/2.55	IRB-4600(45)-60/2.05	IRB-6620	IRB-6700/2.6-3.2
AXIS	6	6	6	6	6	6
PAYLOAD	5kg	12/20kg	40kg	45/60kg	150kg	200 ~ 150kg
ROBOT WEIGHT	225kg	272kg ~ 284kg	412kg ~ 435kg	412kg ~ 435kg	900kg	1170 ~ 1280kg
REPEAT ACCURACY	0.025mm	0.04mm	0.06mm	0.05/0.06mm	0.03mm.	0.07mm.
RADIUS	1440mm	1650mm	2550mm	2050mm	2020mm	2550mm
INPUT POWER	200-600V 50/60Hz	200-600V 50/60Hz	200-600V 50/60Hz	200-600V 50/60Hz	200-600V 50/60Hz	200-600V 50/60Hz
IP LEVEL	ISO-5	IP-67	IP-67	IP-67	IP-67	IP-67
INSTALLATION	FLOOR - MOUNTED	FLOOR - MOUNTED	FLOOR - MOUNTED	FLOOR - MOUNTED	FLOOR - MOUNTED	FLOOR - MOUNTED
OPERATING CONITION	HUMIDITY	MAX 95 %	MAX 95 %	MAX 95 %	MAX 95 %	MAX 95 %
	TEMP	5°C ~ 45°C	5°C ~ 45°C	5°C ~ 52°C	5°C ~ 52°C	5°C ~ 52°C
RANGE	AXIS-1	170° TO - 170°	180° TO - 180°	180° TO - 180°	180° TO - 180°	170° TO - 170°
	AXIS-2	70° TO - 70°	155° TO - 95°	150° TO - 90°	150° TO - 90°	140° TO - 65°
	AXIS-3	70° TO - 65°	75° TO - 180°	75° TO - 180°	75° TO - 180°	70° TO - 180°
	AXIS-4	150° TO - 150°	400° TO - 400°	400° TO - 400°	400° TO - 400°	300° TO - 300°
	AXIS-5	115° TO - 115°	120° TO - 120°	120° TO - 125°	120° TO - 125°	130° TO - 130°
	AXIS-6	300° TO - 300°	400° TO - 400°	400° TO - 400°	400° TO - 400°	360° TO - 360°
MAX SPEED	AXIS-1	120° /s	175° /s	175° /s	175° /s	100° /s
	AXIS-2	120° /s	175° /s	175° /s	175° /s	90° /s
	AXIS-3	120° /s	175° /s	175° /s	175° /s	90° /s
	AXIS-4	280° /s	360° /s	250° /s	250° /s	150° /s
	AXIS-5	280° /s	360° /s	250° /s	250° /s	120° /s
	AXIS-6	280° /s	500° /s	360° /s	360° /s	190° /s



控制器 Controller



Technical Parameter:

MODEL		M-10iA-12	M-20iA-20	M-710ic/50	M-710ic/70	R-1000iA-100F	R-2000ic-165F
AXIS		6	6	6	6	6	6
PAYLOAD		12kg	20kg	50kg	70kg	100kg	165kg
ROBOT WEIGHT		130kg	250kg	560kg	560kg	665kg	1090kg
REPEAT ACCURACY		0.05mm	0.08mm	0.07mm	0.07mm	0.02mm.	0.02mm.
RADIUS		1420mm	1811mm	2050mm	2050mm	2230mm	2655mm
INPUT POWER		3PHASE 380V 50/60HZ	3PHASE 380V 50/60HZ	3PHASE 380V 50/60HZ	3PHASE 380V 50/60HZ	3PHASE 380V 50/60HZ	3PHASE 380V 50/60HZ
IP LEVEL		IP54/67	IP54/67	IP54/67	IP54/67	IP54/67	IP54/67
INSTALLATION		FLOOR - MOUNTED	FLOOR - MOUNTED	FLOOR - MOUNTED	FLOOR - MOUNTED	FLOOR - MOUNTED	FLOOR - MOUNTED
OPERATING CONITION	HUMIDITY	MAX 95 %	MAX 95 %	MAX 95 %	MAX 95 %	MAX 95 %	MAX 95 %
	TEMP	5°C~ 45°C	5°C~ 45°C	5°C~ 45°C	5°C~ 45°C	5°C~ 45°C	5°C~ 45°C
RANGE	AXIS-1	360°	340°	360°	360°	360°	370°
	AXIS-2	250°	260°	225°	225°	245°	136°
	AXIS-3	445°	458°	440°	440°	360°	312°
	AXIS-4	380°	400°	720°	720°	720°	720°
	AXIS-5	720°	360°	250°	250°	250°	250°
	AXIS-6	720°	900°	720°	720°	720°	720°
MAX SPEED	AXIS-1	230° /s	195° /s	175° /s	160° /s	130° /s	130° /s
	AXIS-2	225° /s	175° /s	175° /s	120° /s	110° /s	115° /s
	AXIS-3	230° /s	180° /s	175° /s	120° /s	120° /s	110° /s
	AXIS-4	430° /s	360° /s	250° /s	225° /s	170° /s	125° /s
	AXIS-5	430° /s	360° /s	250° /s	225° /s	170° /s	180° /s
	AXIS-6	630° /s	550° /s	355° /s	225° /s	250° /s	260° /s

BASED ON THE MARKET, PARTIAL PARTNER  
CAREFUL SERVICE  
立足市场，用心服务

部分合作伙伴



Mexin美心



Yantian International  
Container Terminals  
盐田国际集装箱码头



广汽集团  
GAC GROUP

GMCC

FOXCONN  
富士康科技集团



KYOCERA 京瓷

Galanz 格兰仕

STAR

Midea



TAKAMORI

HUAWEI

dji 大疆创新  
未来无所不能

银宝山新



# 感谢您的观看

THANK YOU FOR YOUR WATCH

